

WMF Gold Sponsors



European Championships 2018

Updated: 2018-08-24 19:12

Get new pages automatically

Tournament Director: Ermes Franchini (ITA) – European Sport Director

Jury:

Chairman: Ermes Franchini (ITA)

Member: Stefan Gilberg (Swe)

Member: Markus Hofbauer (Aut)

Referees:

Head Referee: Ari Ahrenberg (Fin)

Referee: Peter Burri (Swi)

Referee: Wil van Disseldorp (NL)

Referee: Guenter Schwarz (Ger)

Day1: reported some delays in online scoring update - no special decisions taken.

Competition played between 8:00 and 18:20

Day2: regularly started at 8:00 - Suspension due to Thunderstorm and rain at 15:01. End

Suspension at 16:05. One practice shot allowed.

Day3: regularly started at 8:00 - Suspension due to Thunderstorm and rain at 14:43. End

suspension at 17:45.

tied up for qualification to Matchplay in position 31-32: Qualified W.Erlbruch (Ger) and

A.Schneider (CH) - Not qualified E.Prestinari (Ita)

tied up for Women Strokeplay positions 2 and 3: Anne Bollrich (Ger) ranked 2nd and Anna

Bandera (Ita) ranked 3rd

coin toss for matchplay positioning: Pinton--> 13 Kapke-->14

coin toss for matchplay positioning: Anderegg--> 23 Smejkal-->24

Players admonitions:

Verbal Admonitions:

180 - Ondrej Skaloud (CZ) - R1-L2 - Time

164 - James Lindstroem (Swe) - R1-L13 - Time

265 - Marcel Noak (Ger) - R1-L13 - Time

266 - Lukas Neumann (Ger) - R1-L2 - Time

188 - Eva Molnarova (CZ) - R1 - L5 - Rules
190 - Alena Dolezelova (CZ) - R2 - L17 - Time
147 - Daniela Pfister (CH) - R2 - L6 - Time
226 Lotta Onikki (Fin) - R2 - L16 - Time
201 Georgy Lazarev (Rus) - R3 - L11 - Time
252 Jaroslav Murin (sk) - R3 - L6 - Time
270 Vanessa Peuker (Ger) - R3 - L12 - Time
161 Dan Trulsson (Swe) - R3 - L16 - Time
101 Alex Lang (Ita) - R 3 - L7 - Time
268 Jasmin Ehm (Ger) - R4 - L15 - Time
167 Sandra Kungsman (Swe) - R4 - L16 - Time
202 Yana Lazareva (Rus) - R5 - L5 - Time
203 Elena Sukonnikova (Rus) - R5 - L7 - Time
125 Alex Jasper (NL) - R5 - L4 - Rules
168 Jasmin Hansson (Swe) - R5 - L7 - Time
106 Emanuele Prestinari (Ita) - R6 - L12 - Time
185 Marek Smejkal (CZ) - R7 - L10 - Unauthorised Coaching
120 Gerco Berentsen (NL) - R8 - L17 - Misbehavior
212 Mickael Petit (Be) - R8 - L13 - Misbehavior
146 Reto Sommer (CH) - R8 - L4 - Time
140 Lars Anderegg (CH) - R10 - L14 - Time
262 Dennis Kapke (Ger) - R10 - L14 - Misbehaviour

Admonitions:

211 Pascal Hansen (Be) - R2 - L18 - Behavior
168 Jasmin Hansson (swe) - R5 - L16 - Time
161 Dan Trulsson (Swe) - R5 - L6 - Time
270 Vanessa Peuker (Ger) - R5 - L15 - Time
123 Roland Klarenbeek (NL) - R6 - L8 - Behavior
268 Jasmin Ehm (Ger) - R7 - L16 - Time
201 Georgy Lazarev 10 - L2 - Time

Coaches admonitions:

Verbal Admonition:

Patrick Bothmann (Ger) - R8 - L3 - Rules

Substitutions:

Austria Women team: 238 Elisabeth Gruber OUT after Lane 7 Round 4 --> IN 240 Nadine Juergens
Sweden Women Team: 168 Jasmin Hansson OUT after Lane 13 Round 7 --> IN 170 Elisabeth Brandt

Decisions of the Jury:

Day 1: none

Day 2:

- Lane 4 concrete has a crack in the entrance (left side) of the obstacle. it has been decided to temporarily continue to play the lane in the situation as it is. During the evening it will be fixed.
- Team Competition will continue until the end today (if light and weather will allow), also in case there is a need to play over 19:00
- Written protest of Italy against a decision of a Referee related to the interpretation of a shot of Alex Lang at R8 L17: Jury has decided to REJECT the Protest because the shot of the player has been interpreted by the referee as a bouble hit of the ball, then it has to be counted as a supplementary shot (here is reported a summary of the explanation)

Day 3:

Due to bad weather conditions forecasted for tomorrow the Jury decided: It will be anticipated to today's afternoon the Matchplay Man Round of 32 participants with the aim to allow tomorrow a faster competition. During the day, the situation will be re-discussed according to fast changing weather forecasts.

Due to persistent bad weather conditions it has been decided to do not play the qualification round of the tomorrow Matchplay. At 16:00 there will be a coach meeting to re-evaluate the situation about the completion of the strokeplay finals

Jury+Referees+Coaches Meeting happened and it has been agreed as follows:





















































- Strokeplay finals: Concrete Round: canceled both for men and women.
- Matchplay: Lanes to be played for all 32+16 players reduced to 12 (6 on concrete: 2,12,14,15,17,18 and 6 on Miniaturgolf: Looping, Sticks, Kidney, Double Waves, Wedge w/tgt window, Straight lane w/tgt window. Lanes has been decided by the Jury)










































Strokeplay medal ceremony will be held tomorrow

Result

[Women](#) | [Men](#) | [Teams - Men Team](#) | [Teams - Women Team](#) | [Penalties](#) | [Straight list](#) | [Lane statistics](#) | [Teams statistics](#) | [Most aces in a row](#)

Men

Rank	Name	No	Country	C1	E2	C3	E4	E5	C6	E7	C8	C9	E10	E11	C12	CAvg	EAvg	CSum	ESum	Diff	Tot
	1 Fredrik Persson	160	 SWE	26	20	30	21	21	25	19	28	25	19	21		26,8	20,2	134	121	7	255
	2 Marcel Noack	265	 GER	27	19	28	21	21	27	19	30	25	22	20		27,4	20,3	137	122	8	259
	3 Martin Jecny	182	 CZE	27	20	31	21	20	25	22	27	27	19	24		27,4	21,0	137	126	11	263
	4 Lukas Neumann	266	 GER	28	22	29	21	22	29	19	32	24	19	21		28,4	20,7	142	124	11	266
	5 Zdeněk Majkus	183	 CZE	34	20	26	18	18	27	24	27	31	21	20		29,0	20,2	145	121	14	266
	6 Daniel Moser	143	 SUI	31	21	30	20	21	26	21	28	28	19	22		28,6	20,7	143	124	8	267
	7 Marián Strasko	184	 CZE	28	21	30	19	22	32	18	28	29	19	22		29,4	20,2	147	121	8	268
	8 Sebastian Piekorz	264	 GER	28	22	32	19	23	28	19	28	26	20	23		28,4	21,0	142	126	10	268
	9 Alexander Geist	261	 GER	27	20	31	20	19	32	18	28	32	23	19		30,0	19,8	150	119	10	269
	10 Dennis Kapke	262	 GER	33	20	32	21	19	26	21	29	32	20	18		30,4	19,8	152	119	10	271
	11 Omar Maggi	142	 SUI	33	23	26	22	19	32	19	26	31	19	21		29,6	20,5	148	123	11	271
	12 Rudy Giroladini	100	 ITA	32	23	29	19	23	30	20	26	28	23	19		29,0	21,2	145	127	10	272
	13 Paolo Porta	105	 ITA	34	23	29	20	21	30	21	26	30	19	20		29,8	20,7	149	124	12	273
	14 Sebastian Heine	263	 GER	30	22	34	22	19	29	23	26	28	19	21		29,4	21,0	147	126	12	273
	15 Dan Trulsson	161	 SWE	31	21	30	21	22	25	20	30	29	23	22		29,0	21,5	145	129	9	274
	16 Cristian Pinton	104	 ITA	30	22	27	23	25	28	22	30	25	21	21		28,0	22,3	140	134	9	274
Cut - 15 players + players with same result continues after round 10																					
	17 Bernd Gaida	230	 AUT	29	23	27	23	21	30	21	25	26	29			27,4	23,4	137	117	13	254
	18 Alex Jasper	125	 NED	30	20	32	22	24	29	21	28	29	20			29,6	21,4	148	107	8	255
	19 James Lindström	164	 SWE	32	22	32	23	20	29	19	27	31	20			30,2	20,8	151	104	9	255
	20 Eirik Seljelid	165	 SWE	29	22	28	22	25	32	19	27	30	21			29,2	21,8	146	109	11	255
	21 Reto Sommer	146	 SUI	25	21	28	23	22	32	25	28	31	20			28,8	22,2	144	111	12	255
	22 Michel Pfister	144	 SUI	31	21	33	22	20	28	22	27	30	22			29,8	21,4	149	107	8	256
	23 Marek Smejkal	185	 CZE	30	22	32	23	23	31	19	26	29	21			29,6	21,6	148	108	10	256
	23 Lars Anderegg	140	 SUI	26	21	31	24	19	30	24	29	30	22			29,2	22,0	146	110	10	256
	25 Rupert Westenthaler	235	 AUT	31	24	29	20	25	30	22	29	27	19			29,2	22,0	146	110	10	256
	26 Thomas Lottermoser	234	 AUT	33	22	29	22	21	28	23	28	30	21			29,6	21,8	148	109	7	257
	27 Aki Sillman	222	 FIN	31	22	33	21	22	28	20	30	28	22			30,0	21,4	150	107	7	257

		28	Karel Molnár	181		CZE	31	23	29	23	22	33	21	29	25	21	29,4	22,0	147	110	10	257
		29	Ulf Kristiansson	163		SWE	28	24	27	21	20	29	21	30	33	24	29,4	22,0	147	110	10	257
		30	Christian Gobetz	232		AUT	29	25	26	22	20	30	24	29	32	20	29,2	22,2	146	111	11	257
		31	Walter Erlbruch	260		GER	30	23	28	20	25	32	24	26	27	23	28,6	23,0	143	115	11	258
		32	Andreas Schneider	145		SUI	30	25	32	23	22	31	21	28	26	20	29,4	22,2	147	111	11	258
Cut - 32 players continues after round 10																						
		33	Emanuele Prestinari	106		ITA	27	21	29	23	28	29	20	32	27	22	28,8	22,8	144	114	13	258
		34	Mario Dangl	231		AUT	30	21	30	19	24	29	23	31	30	22	30,0	21,8	150	109	7	259
		35	Fabian Spies	233		AUT	28	25	29	22	24	30	23	30	28	20	29,0	22,8	145	114	7	259
		36	Andrea Montomoli	103		ITA	32	18	28	23	24	32	20	28	31	23	30,2	21,6	151	108	10	259
		37	René Bos	122		NED	31	19	30	22	24	28	19	33	33	21	31,0	21,0	155	105	10	260
		38	Vincent Huus	280		DEN	28	26	29	21	22	29	26	29	27	25	28,4	24,0	142	120	7	262
		39	Daniel Krof	236		AUT	34	20	30	25	20	29	21	30	31	22	30,8	21,6	154	108	10	262
		40	Marko Nuotio	221		FIN	29	24	25	22	22	33	25	30	27	25	28,8	23,6	144	118	11	262
		41	Ondrej Skaloud	180		CZE	29	23	30	23	23	31	22	30	32	21	30,4	22,4	152	112	5	264
		42	Lorenzo Levis	102		ITA	30	23	33	24	22	29	22	30	30	21	30,4	22,4	152	112	7	264
		43	Patrik Jönsson	162		SWE	28	21	31	25	21	28	20	32	35	23	30,8	22,0	154	110	12	264
		44	Jaroslav Murín	252		SVK	26	22	33	21	26	31	23	34	28	20	30,4	22,4	152	112	14	264
		45	Torgny Kjellström	166		SWE	28	21	31	23	23	32	23	27	33	24	30,2	22,8	151	114	9	265
		46	Roland Klarenbeek	123		NED	29	21	31	22	22	36	19	35	29	21	32,0	21,0	160	105	10	265
		47	Mickael Petit	212		BEL	34	21	35	23	23	31	20	30	25	23	31,0	22,0	155	110	13	265
		48	Igor Qualich	255		SVK	29	22	36	21	20	30	22	32	31	23	31,6	21,6	158	108	10	266
		49	Igor Pantelimonov	200		RUS	32	21	31	21	23	29	23	32	33	22	31,4	22,0	157	110	6	267
		50	Petri Lönngren	220		FIN	37	25	28	25	22	29	22	29	28	22	30,2	23,2	151	116	12	267
		51	Kai Lödning	141		SUI	36	25	31	24	22	29	22	29	26	23	30,2	23,2	151	116	13	267
		52	Michal Říha	186		CZE	31	23	32	22	21	29	24	32	31	23	31,0	22,6	155	113	6	268
		53	Maros Jágersky	253		SVK	30	22	35	23	23	31	22	30	34	19	32,0	21,8	160	109	9	269
		54	Marián Havlík	256		SVK	32	25	29	25	25	31	21	32	30	20	30,8	23,2	154	116	8	270
		55	Yuri Bottenberg	124		NED	30	22	33	24	22	31	26	28	31	23	30,6	23,4	153	117	9	270
		56	Alexander Lang	101		ITA	32	23	32	22	23	26	21	33	34	24	31,4	22,6	157	113	11	270



57	Georgy Lazarev	201		RUS	31	25	35	21	21	33	22	30	32	21	32,2	22,0	161	110	9	271
58	Pascal Hansen	211		BEL	34	25	29	22	26	30	23	32	31	22	31,2	23,6	156	118	9	274
59	Miroslav Čibík	251		SVK	33	23	29	25	19	35	21	35	32	22	32,8	22,0	164	110	12	274
60	Jean-Luc Nihoul	213		BEL	32	26	28	26	26	31	22	30	31	24	30,4	24,8	152	124	8	276
61	Gerco Berentsen	120		NED	28	23	32	23	28	28	24	31	40	22	31,8	24,0	159	120	18	279
62	Ján Tolarovič	250		SVK	32	25	34	27	22	32	22	31	33	22	32,4	23,6	162	118	8	280
63	Rick Peeters	121		NED	33	29	29	23	31	30	19	33	33	26	31,6	25,6	158	128	16	286
64	Stefan Maes	215		BEL	32	26	36	23	28	32	25	33	29	23	32,4	25,0	162	125	12	287
65	Aapo Siurola	223		FIN	33	24	36	25	24	35	25	30	32	24	33,2	24,4	166	122	7	288
66	Ľubomír Zontág	254		SVK	34	25	33	24	25	32	21	38	34	23	34,2	23,6	171	118	10	289
67	Jan Egbert Hooijsma	126		NED	38	25	31	25	30	31	28	35	29	24	32,8	26,4	164	132	15	296
68	Michael Mockel	214		BEL	40	27	40	24	23	31	29	31	29	25	34,2	25,6	171	128	17	299
69	Pascal de Roeck	210		BEL	32	23	33	22	27	35	29	34	36	32	34,0	26,6	170	133	14	303













































[Women](#) | [Men](#) | [Teams - Men Team](#) | [Teams - Women Team](#) | [Penalties](#) | [Straight list](#) | [Lane statistics](#) | [Teams statistics](#) | [Most aces in a row](#)

Women



Rank	Name	No	Country	E1	C2	E3	C4	C5	E6	C7	E8	E9	C10	E11	C12	CAvg	EAvg	CSum	ESum	Diff	Tot
1	Melanie Hammerschmidt	269		GER	20	26	22	30	32	20	29	22	20	30	20	29,4	20,7	147	124	8	271
2	Anne Bollrich	267		GER	22	30	25	29	33	20	27	18	22	25	22	28,8	21,5	144	129	15	273
3	Anna Bandera	107		ITA	22	28	20	28	28	23	27	21	25	29	22	28,0	22,2	140	133	7	273
4	Yvonne Trachsel	148		SUI	23	29	24	28	28	23	29	22	21	26	24	28,0	22,8	140	137	6	277
5	Marielle Svensson	169		SWE	24	30	19	33	28	21	27	22	25	30	22	29,6	22,2	148	133	12	281
6	Paola Tecchio	110		ITA	20	36	22	30	28	19	30	24	23	26	23	30,0	21,8	150	131	15	281
7	Birgit Wagenhofer	237		AUT	20	30	20	29	27	25	30	24	24	32	22	29,6	22,5	148	135	10	283
8	Jasmin Ehm	268		GER	25	28	25	36	30	23	26	21	22	28	21	29,6	22,8	148	137	14	285
9	Vanessa Peuker	270		GER	25	29	22	29	31	23	30	22	21	31	24	30,0	22,8	150	137	6	287
10	Esther Wicki	149		SUI	24	29	26	31	27	22	31	25	23	26	25	28,8	24,2	144	145	9	289

Cut - 9 players + players with same result continues after round 10

	11 Nadine Jürgens	240	 AUT	28	31	20	30	28	21	32	22	25	28	29,8	23,2	149	116	12	265
	12 Sandra Kungsman	167	 SWE	28	28	20	33	33	24	29	22	22	28	30,2	23,2	151	116	13	267
	13 Karin Heschl	239	 AUT	24	30	20	29	34	24	34	21	25	27	30,8	22,8	154	114	12	268
	14 Jasmin Hansson	168	 SWE	25	33	23	31	31	25	32	20	20	30	31,4	22,6	157	113	8	270
	15 Maja Wicki	150	 SUI	23	31	23	30	35	23	30	24	20	32	31,6	22,6	158	113	9	271
	16 Alena Dolezelová	190	 CZE	23	32	21	31	30	23	30	25	25	32	31,0	23,4	155	117	6	272
Cut - 16 players continues after round 10																			
	17 Lucie Pavelková	187	 CZE	28	33	22	31	32	23	30	25	22	27	30,6	24,0	153	120	12	273
	18 Antonella Flamini	109	 ITA	24	35	22	34	28	27	32	20	25	29	31,6	23,6	158	118	14	276
	19 Greta Janssens	216	 BEL	23	32	27	31	38	21	31	20	23	31	32,6	22,8	163	114	14	277
	20 Silvia Bandera	108	 ITA	33	32	28	27	33	22	28	23	23	28	29,6	25,8	148	129	17	277
	21 Daniela Pfister	147	 SUI	27	35	22	27	29	25	33	27	24	30	30,8	25,0	154	125	13	279
	22 Elisabeth Gruber	238	 AUT	26	32	29	35	31	19	31	19	26	31	32,0	23,8	160	119	14	279
	23 Eva Molnárová	188	 CZE	28	32	24	31	32	21	36	26	25	28	31,8	24,8	159	124	15	283
	24 Monika Minaříková	189	 CZE	27	30	27	35	30	22	29	21	21	41	33,0	23,6	165	118	18	283
	25 Natasja Kolsteren	127	 NED	27	34	27	33	29	24	29	25	24	33	31,6	25,4	158	127	8	285
	26 Elena Sukonnikova	203	 RUS	26	32	26	29	37	22	33	22	26	32	32,6	24,4	163	122	12	285
	27 Yana Lazareva	202	 RUS	25	30	25	38	33	25	31	25	21	33	33,0	24,2	165	121	12	286
	28 Anja Derks	128	 NED	26	30	26	27	31	26	35	31	25	31	30,8	26,8	154	134	14	288
	29 Lotta Onikki	226	 FIN	25	33	25	31	30	26	33	31	20	34	32,2	25,4	161	127	15	288
	30 Mirva Juhola	225	 FIN	30	36	28	31	28	23	30	25	25	32	31,4	26,2	157	131	15	288
	31 Ida Hiltunen	224	 FIN	31	33	22	35	38	22	37	25	24	32	35,0	24,8	175	124	15	299
	32 Paulien Jasper	129	 NED	31	35	25	39	35	26	36	23	27	31	35,2	26,4	176	132	16	308
	33 Elisabeth Brandt	170	 SWE	24	31	21	32	34	22	35	30			33,0	24,3	132	97	13	229 Did not f

[Women](#) | [Men](#) | [Teams - Men Team](#) | [Teams - Women Team](#) | [Penalties](#) | [Straight list](#) | [Lane statistics](#) | [Teams statistics](#) | [Most aces in a row](#)

TEAMS

Men Team










Rank	Team	R1	R2	R3	R4	R5	R6	R7	R8	Avg	Total
1	Germany	175	126	185	123	126	174	124	167	25,0	1200
2	Sweden	174	130	178	133	129	168	118	174	25,1	1204
3	Czech Republic	179	129	178	127	128	179	126	167	25,3	1213
4	Switzerland	181	136	178	136	125	180	132	168	25,8	1236
5	Italy	185	130	175	132	143	178	125	172	25,8	1240
6	Austria	181	138	171	131	134	178	134	174	25,9	1241
7	Netherlands	181	134	187	136	151	182	128	188	26,8	1287
8	Slovakia	182	139	196	142	135	190	131	194	27,3	1309
9	Belgium	204	148	201	140	153	190	148	190	28,6	1374










1	Germany (0 substitutions)	No	R1	R2	R3	R4	R5	R6	R7	R8	CAvg	EAvg	Total
	Marcel Noack	265	27	19	28	21	21	27	19	30	27,4	20,3	192
	Alexander Geist	261	27	20	31	20	19	32	18	28	30,0	19,8	195
	Sebastian Heine	263	30	22	34	22	19	29	23	26	29,4	21,0	205
	Walter Erlbruch	260	30	23	28	20	25	32	24	26	28,6	23,0	208
	Sebastian Piekorz	264	28	22	32	19	23	28	19	28	28,4	21,0	199
	Dennis Kapke	262	33	20	32	21	19	26	21	29	30,4	19,8	201
	Lukas Neumann	266											
			175	126	185	123	126	174	124	167	25,0		1200




2	Sweden (0 substitutions)	No	R1	R2	R3	R4	R5	R6	R7	R8	CAvg	EAvg	Total
	James Lindström	164	32	22	32	23	20	29	19	27	30,2	20,8	204
	Ulf Kristiansson	163	28	24	27	21	20	29	21	30	29,4	22,0	200
	Eirik Seljelid	165	29	22	28	22	25	32	19	27	29,2	21,8	204
	Dan Trulsson	161	31	21	30	21	22	25	20	30	29,0	21,5	200
	Patrik Jönsson	162	28	21	31	25	21	28	20	32	30,8	22,0	206
	Fredrik Persson	160	26	20	30	21	21	25	19	28	26,8	20,2	190
	Torgny Kjellström	166											
			174	130	178	133	129	168	118	174	25,1		1204


 Czech Republic (0 substitutions)	No	R1	R2	R3	R4	R5	R6	R7	R8	CAvg	EAvg	Total	
	Ondrej Skaloud	180	29	23	30	23	23	31	22	30	30,4	22,4	211
	Marek Smejkal	185	30	22	32	23	23	31	19	26	29,6	21,6	206
	Zdeněk Majkus	183	34	20	26	18	18	27	24	27	29,0	20,2	194
	Marián Strasko	184	28	21	30	19	22	32	18	28	29,4	20,2	198
	Karel Molnár	181	31	23	29	23	22	33	21	29	29,4	22,0	211
	Martin Jecny	182	27	20	31	21	20	25	22	27	27,4	21,0	193
	Michal Říha	186											
		179	129	178	127	128	179	126	167	25,3		1213	
 Switzerland (0 substitutions)	No	R1	R2	R3	R4	R5	R6	R7	R8	CAvg	EAvg	Total	
	Kai Lödding	141	36	25	31	24	22	29	22	29	30,2	23,2	218
	Daniel Moser	143	31	21	30	20	21	26	21	28	28,6	20,7	198
	Lars Anderegg	140	26	21	31	24	19	30	24	29	29,2	22,0	204
	Andreas Schneider	145	30	25	32	23	22	31	21	28	29,4	22,2	212
	Omar Maggi	142	33	23	26	22	19	32	19	26	29,6	20,5	200
	Reto Sommer	146	25	21	28	23	22	32	25	28	28,8	22,2	204
	Michel Pfister	144											
		181	136	178	136	125	180	132	168	25,8		1236	
 Italy (0 substitutions)	No	R1	R2	R3	R4	R5	R6	R7	R8	CAvg	EAvg	Total	
	Emanuele Prestinari	106	27	21	29	23	28	29	20	32	28,8	22,8	209
	Andrea Montomoli	103	32	18	28	23	24	32	20	28	30,2	21,6	205
	Cristian Pinton	104	30	22	27	23	25	28	22	30	28,0	22,3	207
	Rudy Girol dini	100	32	23	29	19	23	30	20	26	29,0	21,2	202
	Lorenzo Levis	102	30	23	33	24	22	29	22	30	30,4	22,4	213
	Paolo Porta	105	34	23	29	20	21	30	21	26	29,8	20,7	204
Alexander Lang	101												
		185	130	175	132	143	178	125	172	25,8		1240	
 Austria (0 substitutions)	No	R1	R2	R3	R4	R5	R6	R7	R8	CAvg	EAvg	Total	

	Bernd Gaida	230	29	23	27	23	21	30	21	25	27,4	23,4	199
	Daniel Krof	236	34	20	30	25	20	29	21	30	30,8	21,6	209
	Rupert Westenthaler	235	31	24	29	20	25	30	22	29	29,2	22,0	210
	Mario Dengl	231	30	21	30	19	24	29	23	31	30,0	21,8	207
	Fabian Spies	233	28	25	29	22	24	30	23	30	29,0	22,8	211
	Christian Gobetz	232	29	25	26	22	20	30	24	29	29,2	22,2	205
	Thomas Lottermoser	234											
			181	138	171	131	134	178	134	174	25,9		1241

	7  Netherlands (0 substitutions)	No	R1	R2	R3	R4	R5	R6	R7	R8	CAvg	EAvg	Total
	Gerco Berentsen	120	28	23	32	23	28	28	24	31	31,8	24,0	217
	Roland Klarenbeek	123	29	21	31	22	22	36	19	35	32,0	21,0	215
	Rick Peeters	121	33	29	29	23	31	30	19	33	31,6	25,6	227
	Alex Jasper	125	30	20	32	22	24	29	21	28	29,6	21,4	206
	Yuri Bottenberg	124	30	22	33	24	22	31	26	28	30,6	23,4	216
	René Bos	122	31	19	30	22	24	28	19	33	31,0	21,0	206
	Jan Egbert Hooijsma	126											
			181	134	187	136	151	182	128	188	26,8		1287

	8  Slovakia (0 substitutions)	No	R1	R2	R3	R4	R5	R6	R7	R8	CAvg	EAvg	Total
	Ján Tolarovič	250	32	25	34	27	22	32	22	31	32,4	23,6	225
	Maros Jágersky	253	30	22	35	23	23	31	22	30	32,0	21,8	216
	Igor Qualich	255	29	22	36	21	20	30	22	32	31,6	21,6	212
	Jaroslav Murín	252	26	22	33	21	26	31	23	34	30,4	22,4	216
	Marián Havlík	256	32	25	29	25	25	31	21	32	30,8	23,2	220
	Miroslav Čibík	251	33	23	29	25	19	35	21	35	32,8	22,0	220
	Lubomír Zontág	254											
			182	139	196	142	135	190	131	194	27,3		1309

	9  Belgium (0 substitutions)	No	R1	R2	R3	R4	R5	R6	R7	R8	CAvg	EAvg	Total
	Stefan Maes	215	32	26	36	23	28	32	25	33	32,4	25,0	235
	Michael Mockel	214	40	27	40	24	23	31	29	31	34,2	25,6	245



Pascal de Roeck	210	32	23	33	22	27	35	29	34	34,0	26,6	235
Jean-Luc Nihoul	213	32	26	28	26	26	31	22	30	30,4	24,8	221
Mickael Petit	212	34	21	35	23	23	31	20	30	31,0	22,0	217
Pascal Hansen	211	34	25	29	22	26	30	23	32	31,2	23,6	221
	204	148	201	140	153	190	148	190		28,6		1374



[Women](#) |
 [Men](#) |
 [Teams - Men Team](#) |
 [Teams - Women Team](#) |
 [Penalties](#) |
 [Straight list](#) |
 [Lane statistics](#) |
 [Teams statistics](#) |
 [Most aces in a row](#)





TEAMS




Women Team




Rank	Team	R1	R2	R3	R4	R5	R6	R7	R8	Avg	Total
1	Germany	70	83	69	95	93	66	85	65	26,1	626
2	Italy	66	99	64	92	84	69	89	65	26,2	628
3	Switzerland	70	89	73	89	90	68	90	71	26,7	640
4	Austria	70	92	69	93	89	70	96	67	26,9	646
5	Sweden	77	91	62	97	92	70	93	74	27,3	656
6	Czech Republic	79	97	67	93	94	67	96	76	27,9	669
7	Finland	86	102	75	97	96	71	100	81	29,5	708
8	Netherlands	84	99	78	99	95	76	100	79	29,6	710

	No	R1	R2	R3	R4	R5	R6	R7	R8	CAvg	EAvg	Total	
1  Germany (0 substitutions)													
	Jasmin Ehm	268	25	28	25	36	30	23	26	21	29,6	22,8	214
	Vanessa Peuker	270	25	29	22	29	31	23	30	22	30,0	22,8	211
	Melanie Hammerschmidt	269	20	26	22	30	32	20	29	22	29,4	20,7	201
	Anne Bollrich	267											
		70	83	69	95	93	66	85	65		26,1		626
2  Italy (0 substitutions)													
	Antonella Flamini	109	24	35	22	34	28	27	32	20	31,6	23,6	222
	Paola Tecchio	110	20	36	22	30	28	19	30	24	30,0	21,8	209
	Anna Bandera	107	22	28	20	28	28	23	27	21	28,0	22,2	197
	Silvia Bandera	108											
		66	99	64	92	84	69	89	65		26,2		628
3  Switzerland (0 substitutions)													
	Yvonne Trachsel	148	23	29	24	28	28	23	29	22	28,0	22,8	206
	Esther Wicki	149	24	29	26	31	27	22	31	25	28,8	24,2	215
	Maja Wicki	150	23	31	23	30	35	23	30	24	31,6	22,6	219
	Daniela Pfister	147											
		70	89	73	89	90	68	90	71		26,7		640
4  Austria (1 substitute)													
	Birgit Wagenhofer	237	20	30	20	29	27	25	30	24	29,6	22,5	205
	Elisabeth Gruber	238	26	32	29	17 7 o					32,0	23,8	104
	Karin Heschl	239	24	30	20	29	34	24	34	21	30,8	22,8	216
	Nadine Jürgens	240				18 11 i	28	21	32	22	29,8	23,2	121
		70	92	69	93	89	70	96	67		26,9		646
5  Sweden (1 substitute)													
	Jasmin Hansson	168	25	33	23	31	31	25	25 13 o		31,4	22,6	193
	Marielle Svensson	169	24	30	19	33	28	21	27	22	29,6	22,2	204

	Sandra Kungsman	167	28	28	20	33	33	24	29	22	30,2	23,2	217	
	Elisabeth Brandt	170							12	5	30	33,0	24,3	42
			77	91	62	97	92	70	93	74	27,3		656	

	Alena Dolezelová	190	23	32	21	31	30	23	30	25	31,0	23,4	215
	Lucie Pavelková	187	28	33	22	31	32	23	30	25	30,6	24,0	224
	Eva Molnárová	188	28	32	24	31	32	21	36	26	31,8	24,8	230
	Monika Minaříková	189											
			79	97	67	93	94	67	96	76	27,9		669

	Ida Hiltunen	224	31	33	22	35	38	22	37	25	35,0	24,8	243
	Lotta Onikki	226	25	33	25	31	30	26	33	31	32,2	25,4	234
	Mirva Juhola	225	30	36	28	31	28	23	30	25	31,4	26,2	231
			86	102	75	97	96	71	100	81	29,5		708

	Anja Derks	128	26	30	26	27	31	26	35	31	30,8	26,8	232
	Paulien Jasper	129	31	35	25	39	35	26	36	23	35,2	26,4	250
	Natasja Kolsteren	127	27	34	27	33	29	24	29	25	31,6	25,4	228
			84	99	78	99	95	76	100	79	29,6		710

[Women](#) | [Men](#) | [Teams - Men Team](#) | [Teams - Women Team](#) | [Penalties](#) | [Straight list](#) | [Lane statistics](#) | [Teams statistics](#) | [Most aces in a row](#)

This tournament is administrated by [Bangolf Arena](#) version 2.5.0