

Youth European Championship 2011

Updated: 2011-08-12 19:06

Get new pages automatically

Strokeplay + Teams
[Starting List 10/08/2011](#)
[Starting List 11/08/2011](#)
[Starting List 12/08/2011](#)
[Starting List 12/08/2011](#)

[Qualification](#)
[Matchplay](#)

1st admonition - Matej Novak - CZE (125) - Time - Round 6 Lane 3
 1st admonition - Oliver Kazimir - SVK (201) - Misbehaviour - Round 8 Lane 4

Result

[Junior Male](#) | [Junior Female](#) | [Team - Team Youth Male](#) | [Team - Team Youth Female](#) | [Straight list](#) | [Lane statistics](#) | [Team statistics](#) | [Most aces in a row](#)









Junior Male

Rank	Start no	Name	Country	C1	E2	C3	E4	C5	E6	C7	E8	E9	C10	CAvg	EAvg	Average	CSum	ESum	Diff	Tot
1	154	Gerrit Below	GER	25	21	22	21	28	19	27	20	23	26	25,6	20,8	46,4	128	104	10	232
2	173	Lorenzo Levis	ITA	27	22	25	22	24	21	22	21	22	27	25,0	21,6	46,6	125	108	6	233
3	151	Robin Hettrich	GER	25	22	25	24	25	20	24	21	19	28	25,4	21,2	46,6	127	106	9	233
4	105	Kevin Feuchtl	AUT	29	22	27	19	23	21	23	19	23	27	25,8	20,8	46,6	129	104	10	233
5	156	Marcel Waleska	GER	29	23	24	21	24	22	22	23	19	28	25,4	21,6	47,0	127	108	11	235
6	107	Philipp Riegler	AUT	21	24	30	19	24	23	25	22	20	27	25,4	21,6	47,0	127	108	14	235
7	101	Marc Cervinka	AUT	24	25	26	23	25	21	26	19	23	26	25,4	22,2	47,6	127	111	8	238
8	233	Nikolai Bhend	SUI	27	23	24	21	25	18	28	22	23	29	26,6	21,4	48,0	133	107	10	240
9	213	Sebastian Mårtensson	SWE	29	19	28	20	26	24	28	19	23	24	27,0	21,0	48,0	135	105	10	240
10	153	Philip Lau	GER	27	26	22	22	28	23	27	20	18	27	26,2	21,8	48,0	131	109	14	240
11	214	Filip Johansson	SWE	24	24	25	22	27	23	27	21	22	26	25,8	22,4	48,2	129	112	6	241
12	155	Thomas Höfler	GER	24	23	27	20	28	22	27	21	21	28	26,8	21,4	48,2	134	107	7	241
13	231	Jan Anderegg	SUI	28	22	26	26	25	20	25	21	22	26	26,0	22,2	48,2	130	111	9	241
14	211	Sebastian Ekängen	SWE	27	21	29	23	27	19	25	24	22	24	26,4	21,8	48,2	132	109	10	241
15	234	Kai Lödding	SUI	27	21	26	21	29	23	24	24	21	27	26,6	22,0	48,6	133	110	8	243

44	142	Aapo Pessi	 FIN	25	25	31	25	28	21	29	23		28,3	23,5	51,8	113	94	10	207
45	124	Tomas Klimek	 CZE	29	26	24	24	30	26	26	22		27,3	24,5	51,8	109	98	10	207
46	106	Fabian Spies	 AUT	26	22	27	26	26	30	29	22		27,0	25,0	52,0	108	100	11	208
47	186	Igor Korytin	 RUS	27	24	30	24	22	22	29	30		27,0	25,0	52,0	108	100	16	208
48	132	Nickolaj Andersen	 DEN	28	25	28	26	29	24	30	19		28,8	23,5	52,3	115	94	9	209
49	182	Sergei Alekseenko	 RUS	29	23	32	22	29	24	29	23		29,8	23,0	52,8	119	92	5	211
50	202	Daniel Kraviansky	 SVK	25	26	29	24	31	25	27	24		28,0	24,8	52,8	112	99	8	211
51	145	Oskari Vihervaara	 FIN	28	24	29	25	28	28	31	20		29,0	24,3	53,3	116	97	11	213
52	205	Lukas Barylik	 SVK	27	23	27	25	29	27	31	26		28,5	25,3	53,8	114	101	8	215
53	122	Radek Dolezel	 CZE	30	27	30	25	25	25	30	23		28,8	25,0	53,8	115	100	9	215
54	143	Matias Roj	 FIN	28	24	33	27	28	22	29	24		29,5	24,3	53,8	118	97	10	215
55	146	Pyry Vare	 FIN	33	23	29	25	30	26	25	24		29,3	24,5	53,8	117	98	11	215
56	177	Hannes Laimer	 ITA	30	24	30	23	34	23	30	23		31,0	23,3	54,3	124	93	5	217
57	144	Juuso Tasku	 FIN	31	26	30	26	26	26	31	23		29,5	25,3	54,8	118	101	8	219
58	184	Evgeny Slivko	 RUS	32	24	34	26	25	23	28	27		29,8	25,0	54,8	119	100	13	219
59	201	Oliver Kazimir	 SVK	31	27	29	25	29	24	32	23		30,3	24,8	55,0	121	99	7	220
60	203	Marco Grof	 SVK	30	30	29	23	31	21	34	23		31,0	24,3	55,3	124	97	14	221
61	125	Matej Novak	 CZE	35	28	32	19	27	25	30	25		31,0	24,3	55,3	124	97	17	221
62	185	Georgy Lazarev	 RUS	27	30	34	28	34	22	28	23		30,8	25,8	56,5	123	103	15	226
63	148	João Oliveira	 PRT	34	25	33	30	31	22	31	24		32,3	25,3	57,5	129	101	11	230
64	131	Mark Karlsen	 DEN	34	27	28	25	30	26	35	28		31,8	26,5	58,3	127	106	10	233
65	187	Nikita Nasonov	 RUS	31	29	34	34	27	24	28	29		30,0	29,0	59,0	120	116	17	236

[Junior Male](#) |
 [Junior Female](#) |
 [Team - Team Youth Male](#) |
 [Team - Team Youth Female](#) |
 [Straight list](#) |
 [Lane statistics](#) |
 [Team statistics](#) |
 [Most aces in a row](#)

Junior Female

Rank	Start no	Name	Country	C1	E2	C3	E4	C5	E6	C7	E8	E9	C10	CAvg	EAvg	Average	CSum	ESum	Diff	Tot
1	159	Vanessa Peuker	 GER	24	23	23	19	25	21	24	23	22	27	24,6	21,6	46,2	123	108	8	231
2	161	Annika Dellmann	 GER	27	21	24	21	25	21	27	19	21	26	25,8	20,6	46,4	129	103	5	232
3	158	Anne Bollrich	 GER	29	20	24	23	25	22	30	21	21	26	26,8	21,4	48,2	134	107	9	241
4	160	Katharina Benn	 GER	25	19	25	26	27	23	26	21	25	28	26,2	22,8	49,0	131	114	10	245
5	109	Lara Jehle	 AUT	25	21	28	28	25	21	26	21	23	28	26,4	22,8	49,2	132	114	10	246
6	219	Sara Karlsson	 SWE	28	23	30	22	28	19	27	21	22	30	28,6	21,4	50,0	143	107	7	250
7	218	Frida Elmdahl	 SWE	27	23	25	21	28	23	26	24	28	25	26,2	23,8	50,0	131	119	10	250
8	111	Melanie Schwarz	 AUT	30	23	29	22	29	20	26	23	23	26	28,0	22,2	50,2	140	111	7	251

9	220	Lina Liljegren		SWE	28	23	27	22	29	24	28	26	20	29	28,2	23,0	51,2	141	115	8	256
10	130	Lucie Pavelková		CZE	31	24	27	23	31	22	29	20	21	28	29,2	22,0	51,2	146	110	8	256
11	108	Martina Danner		AUT	30	23	32	22	24	24	30	22	24	27	28,6	23,0	51,6	143	115	10	258
12	110	Jennifer Helm		AUT	31	24	25	22	28	25	26	26	20	32	28,4	23,4	51,8	142	117	13	259
13	129	Karolína Jandová		CZE	31	20	28	26	27	24	27	24	25	29	28,4	23,8	52,2	142	119	10	261
Cut - 9 players + players with same result continues after round 8																					
14	128	Ema Blazková		CZE	32	28	29	21	24	23	30	27			28,8	24,8	53,5	115	99	15	214
15	221	Marielle Svensson		SWE	35	25	31	23	28	23	29	21			30,8	23,0	53,8	123	92	11	215
16	188	Polina Mogilevskaya		RUS	28	30	31	21	30	20	31	24			30,0	23,8	53,8	120	95	13	215
17	189	Maria Zhidkova		RUS	32	28	29	23	28	30	31	28			30,0	27,3	57,3	120	109	11	229
18	134	Laura Henriksen		DEN	31	23	37	29	34	25	30	25			33,0	25,5	58,5	132	102	13	234
19	238	Tamara Nydegger		SUI	32	31	27	30	34	26	31	26			31,0	28,3	59,3	124	113	12	237
20	191	Yulia Korytina		RUS	34	27	26	37	32	29	28	24			30,0	29,3	59,3	120	117	21	237
21	190	Marina Zhiganova		RUS	32	28	33	31	29	24	36	28			32,5	27,8	60,3	130	111	14	241
22	178	Nadia Neumair		ITA	36	24	32	30	34	34	35	28			34,3	29,0	63,3	137	116	14	253
23	149	Amara Micaela Silva		PRT	42	30	33	36	33	33	37	33			36,3	33,0	69,3	145	132	15	277



[Junior Male](#) | [Junior Female](#) | [Team - Team Youth Male](#) | [Team - Team Youth Female](#) | [Straight list](#) | [Lane statistics](#) | [Team statistics](#) | [Most aces in a row](#)

TEAMS

Team Youth Male

Rank	Team	R1	R2	R3	R4	R5	R6	Total	Average
1	Germany	162	135	146	132	162	127	864	24,0
2	Sweden	163	127	163	133	161	130	877	24,4
3	Austria	154	143	173	128	152	143	893	24,8
4	Switzerland	172	136	169	137	155	129	898	24,9
5	Italy	171	133	156	138	172	138	908	25,2
6	Czech Republic	178	150	166	136	163	143	936	26,0
7	Russia	167	145	187	148	164	137	948	26,3
8	Slovakia	169	150	174	142	173	145	953	26,5
9	Finland	172	144	179	151	166	146	958	26,6

1	Germany (0 substitutes)	R1	R2	R3	R4	R5	R6	Total	Average
	Gerrit Below	25	21	22	21	28	19	136	22,7
	Marcel Waleska	29	23	24	21	24	22	143	23,8
	Thomas Höfler	24	23	27	20	28	22	144	24,0
	Philip Lau	27	26	22	22	28	23	148	24,7
	Andreas Schneider	32	20	26	24	29	21	152	25,3



Robin Hettrich	25	22	25	24	25	20	141	23,5	
Lukas Eisleben									
	162	135	146	132	162	127	864	24,0	
2  Sweden (0 substitutes)	R1	R2	R3	R4	R5	R6	Total	Average	
Derice Shumilov Susoho	25	22	24	23	28	20	142	23,7	
Sebastian Mårtensson	29	19	28	20	26	24	146	24,3	
Robin Heidengård	29	20	30	21	26	21	147	24,5	
Filip Johansson	24	24	25	22	27	23	145	24,2	
Peter Fransson	29	21	27	24	27	23	151	25,2	
Sebastian Ekängen	27	21	29	23	27	19	146	24,3	
Sebastian Ivarsson									
	163	127	163	133	161	130	877	24,4	
3  Austria (1 substitute)	R1	R2	R3	R4	R5	R6	Total	Average	
Markus Danner	27	23	28	20	27	21	146	24,3	
Matthias Jagschitz	24	27	27	21	27	27	153	25,5	
Kevin Feuchtl	29	22	27	19	23	21	141	23,5	
Matthias Moschinger	29	22	35	o			86	26,0	
Philipp Riegler	21	24	30	19	24	23	141	23,5	
Marc Cervinka	24	25	26	23	25	21	144	24,0	
Fabian Spies				26	i	26	30	82	26,2
	154	143	173	128	152	143	893	24,8	
4  Switzerland (0 substitutes)	R1	R2	R3	R4	R5	R6	Total	Average	
Andreas Schneider	30	23	34	21	24	25	157	26,2	
Kai Lödding	27	21	26	21	29	23	147	24,5	
Lars Anderegg	29	23	31	25	26	21	155	25,8	
Daniel Moser	31	24	28	23	26	22	154	25,7	
Jan Anderegg	28	22	26	26	25	20	147	24,5	
Nikolai Bhend	27	23	24	21	25	18	138	23,0	
Beat Wartenweiler									
	172	136	169	137	155	129	898	24,9	
5  Italy (1 substitute)	R1	R2	R3	R4	R5	R6	Total	Average	
Lorenzo Bellucci	30	24	26	21	16	o	117	25,8	
Fabian Schupfer	28	19	27	22	26	27	149	24,8	
Hannes Laimer	30	24	30	23	34	23	164	27,3	
Emanuele Prestinari	30	20	25	25	30	22	152	25,3	
Lorenzo Levis	27	22	25	22	24	21	141	23,5	
Nicola Bellucci	26	24	23	25	28	22	148	24,7	
Daniele La Rocca					14	i	23	37	25,2
	171	133	156	138	172	138	908	25,2	
6  Czech Republic (1 substitute)	R1	R2	R3	R4	R5	R6	Total	Average	




Tomas Klimek	29	26	24	24	30	26	159	26,5
Martin Bednar	27	22	29	22	27	23	150	25,0
Matej Novak	35	28	6				69	27,7
Radek Dolezel	30	27	30	25	25	25	162	27,0
Marek Vlcek	31	27	27	22	24	24	155	25,8
Jirí Stanek	26	20	26	20	28	21	141	23,5
Pavel Gerza			24	23	29	24	100	26,0
	178	150	166	136	163	143	936	26,0
7  Russia (0 substitutes)	R1	R2	R3	R4	R5	R6	Total	Average
Dmitry Bogachuk	25	22	30	24	26	24	151	25,2
Igor Pantelimonov	27	22	27	24	28	22	150	25,0
Sergei Alekseenko	29	23	32	22	29	24	159	26,5
Evgeny Slivko	32	24	34	26	25	23	164	27,3
Georgy Lazarev	27	30	34	28	34	22	175	29,2
Igor Korytin	27	24	30	24	22	22	149	24,8
Nikita Nasonov								
	167	145	187	148	164	137	948	26,3
8  Slovakia (0 substitutes)	R1	R2	R3	R4	R5	R6	Total	Average
Daniel Kraviansky	25	26	29	24	31	25	160	26,7
Lukas Barylik	27	23	27	25	29	27	158	26,3
Oliver Kazimir	31	27	29	25	29	24	165	27,5
Marco Grof	30	30	29	23	31	21	164	27,3
Radovan Struhar	28	23	32	22	27	25	157	26,2
Miroslav Cibik	28	21	28	23	26	23	149	24,8
	169	150	174	142	173	145	953	26,5
9  Finland (0 substitutes)	R1	R2	R3	R4	R5	R6	Total	Average
Pyry Vare	33	23	29	25	30	26	166	27,7
Juuso Tasku	31	26	30	26	26	26	165	27,5
Aapo Pessi	25	25	31	25	28	21	155	25,8
Matias Roj	28	24	33	27	28	22	162	27,0
Oskari Vihervaara	28	24	29	25	28	28	162	27,0
Eetu Ikola	27	22	27	23	26	23	148	24,7
	172	144	179	151	166	146	958	26,6


[Junior Male](#) | [Junior Female](#) | [Team - Team Youth Male](#) | [Team - Team Youth Female](#) | [Straight list](#) | [Lane statistics](#) | [Team statistics](#) | [Most aces in a row](#)


TEAMS


Team Youth Female


Rank	Team	R1	R2	R3	R4	R5	R6	Total	Average
1	 Germany	78	62	72	68	77	66	423	23,5
2	 Sweden	83	69	82	65	85	66	450	25,0


3		Austria	86	68	85	72	82	70	463	25,7
4		Czech Republic	94	72	84	70	82	69	471	26,2
5		Russia	92	86	93	75	87	74	507	28,2

1		Germany (0 substitutes)	R1	R2	R3	R4	R5	R6	Total	Average
		Katharina Benn	25	19	25	26	27	23	145	24,2
		Vanessa Peuker	24	23	23	19	25	21	135	22,5
		Anne Bollrich	29	20	24	23	25	22	143	23,8
		Annika Dellmann								
			78	62	72	68	77	66	423	23,5

2		Sweden (0 substitutes)	R1	R2	R3	R4	R5	R6	Total	Average
		Frida Elmdahl	27	23	25	21	28	23	147	24,5
		Lina Liljegren	28	23	27	22	29	24	153	25,5
		Sara Karlsson	28	23	30	22	28	19	150	25,0
		Marielle Svensson								
			83	69	82	65	85	66	450	25,0

3		Austria (2 substitutes)	R1	R2	R3	R4	R5	R6	Total	Average
		Jennifer Helm	31	24	25	22	28	25	155	25,8
		Martina Danner	30	23	32	22		24	131	25,8
		Lara Jehle	25	21	28	28	25	21	148	24,7
		Melanie Schwarz					29		29	25,5
			86	68	85	72	82	70	463	25,7

4		Czech Republic (0 substitutes)	R1	R2	R3	R4	R5	R6	Total	Average
		Karolína Jandová	31	20	28	26	27	24	156	26,0
		Ema Blazková	32	28	29	21	24	23	157	26,2
		Lucie Pavelková	31	24	27	23	31	22	158	26,3
			94	72	84	70	82	69	471	26,2

5		Russia (0 substitutes)	R1	R2	R3	R4	R5	R6	Total	Average
		Polina Mogilevskaya	28	30	31	21	30	20	160	26,7
		Marina Zhiganova	32	28	33	31	29	24	177	29,5
		Maria Zhidkova	32	28	29	23	28	30	170	28,3
		Yulia Korytina								
			92	86	93	75	87	74	507	28,2

Youth European Championship 2011

Updated: 2011-08-13 15:46

Get new pages automatically

Matchplay
Qualification
Strokeplay

Result

[Junior Male](#) | [Junior Female](#) | [Matches](#) | [Most aces in a row](#)

Junior Male										
16 - part-final	R2	8 - part-final	R3	Quarter-final	R4	Semi-final	R5	Final	R6	Winner
Gerrit Below	6	Gerrit Below	2	Kai Lödning	8	Kai Lödning	0			
Dmitry Bogachuk	2									
Jirí Stanek	6	Kai Lödning	3	Thomas Höfler	6					
Kai Lödning	6									
Thomas Höfler	5	Thomas Höfler	5	Lukas Eisleben	4	Robin Hettrich	5	Robin Hettrich	4	
Andreas Schneider	5									
Marc Cervinka	1	Daniele La Rocca	5	Lukas Eisleben	4	Robin Hettrich	5	Robin Hettrich	4	
Daniele La Rocca	2									
Marcel Waleska	3	Eetu Ikola	1	Robin Hettrich	5	Philip Lau	3	Kevin Feuchtl	6	
Eetu Ikola	3									
Sebastian Mårtensson	3	Lukas Eisleben	4	Philip Lau	5	Philip Lau	3	Kevin Feuchtl	6	
Lukas Eisleben	3									
Jan Anderegg	6	Jan Anderegg	3	Filip Johansson	3	Kevin Feuchtl	5	Kevin Feuchtl	6	
Nicola Bellucci	3									
Robin Hettrich	6	Robin Hettrich	6	Filip Johansson	3	Kevin Feuchtl	5	Kevin Feuchtl	6	
Beat Wartenweiler	1									
Lorenzo Levis	3	Lars Anderegg	1	Philip Lau	5	Philip Lau	3	Kevin Feuchtl	6	
Lars Anderegg	4									
Robin Heidengård	0	Philip Lau	5	Philipp Riegler	3	Kevin Feuchtl	5	Kevin Feuchtl	6	
Philip Lau	4									
Filip Johansson	6	Filip Johansson	4	Philipp Riegler	3	Kevin Feuchtl	5	Kevin Feuchtl	6	
Fabian Schupfer	3									
Nikolai Bhend	5	Nikolai Bhend	3	Philipp Riegler	3	Kevin Feuchtl	5	Kevin Feuchtl	6	
Peter Fransson	3									
Philipp Riegler	5	Philipp Riegler	5	Kevin Feuchtl	3	Kevin Feuchtl	5	Kevin Feuchtl	6	
Miroslav Cibik	3									
Derice Shumilov Susoho	7	Derice Shumilov Susoho	4	Kevin Feuchtl	3	Kevin Feuchtl	5	Kevin Feuchtl	6	
Daniel Moser	3									
Markus Danner	5	Markus Danner	4	Kevin Feuchtl	3	Kevin Feuchtl	5	Kevin Feuchtl	6	
Sebastian Ekängen	2									
Kevin Feuchtl	6	Kevin Feuchtl	5							
Martin Bednar	1									
								3:rd - 4:th		3:rd
								Kai Lödning	4	Kai Lödning
								Philip Lau	3	

Junior Male

Rank	Start no	Name	Country	R1	Average	Diff	Tot
1	131	Kevin Feuchtl	AUT	18	83,0	0	498
2	104	Kai Lödding	SUI	18	87,0	0	522
3	115	Robin Hettrich	GER	18	82,0	0	492
4	120	Philip Lau	GER	18	88,0	0	528
5	105	Thomas Höfler	GER	18	75,0	0	300
6	125	Philipp Riegler	AUT	18	79,5	0	318
7	121	Filip Johansson	SWE	18	79,5	0	318
8	112	Lukas Eisleben	GER	18	82,5	0	330
9	127	Derice Shumilov Susoho	SWE	18	68,0	0	204
10	129	Markus Danner	AUT	18	72,0	0	216
11	113	Jan Anderegg	SUI	18	72,0	0	216
12	123	Nikolai Bhend	SUI	18	74,0	0	222
13	101	Gerrit Below	GER	18	74,0	0	222
14	108	Daniele La Rocca	ITA	18	76,0	0	228
15	118	Lars Anderegg	SUI	18	80,0	0	240
16	110	Eetu Ikola	FIN	18	82,0	0	246
17	103	Jirí Stanek	CZE	18	54,0	0	108
18	106	Andreas Schneider	GER	18	57,0	0	114
19	111	Sebastian Mårtensson	SWE	18	63,0	0	126
19	109	Marcel Waleska	GER	18	63,0	0	126
19	117	Lorenzo Levis	ITA	18	63,0	0	126
19	126	Miroslav Cibik	SVK	18	63,0	0	126
19	114	Nicola Bellucci	ITA	18	63,0	0	126
19	124	Peter Fransson	SWE	18	63,0	0	126
19	122	Fabian Schupfer	ITA	18	63,0	0	126
19	128	Daniel Moser	SUI	18	63,0	0	126
27	130	Sebastian Ekängen	SWE	18	66,0	0	132
27	102	Dmitry Bogachuk	RUS	18	66,0	0	132
29	107	Marc Cervinka	AUT	18	69,0	0	138
29	116	Beat Wartenweiler	SUI	18	69,0	0	138
29	132	Martin Bednar	CZE	18	69,0	0	138
32	119	Robin Heidengård	SWE	18	72,0	0	144

Taglio - 32 players continues after round 1

[Junior Male](#) | [Junior Female](#) | [Matches](#) | [Most aces in a row](#)

Junior Female								
8 - part-final	R2	Quarter-final	R3	Semi-final	R4	Final	R5	Winner
Vanessa Peuker	7	Vanessa Peuker	6	Vanessa Peuker	3			
Polina Mogilevskaya	3							
Melanie Schwarz	3	Lina Liljegren	1			Anne Bollrich	2	
Lina Liljegren	5							
Lara Jehle	3	Karolína Jandová	4	Anne Bollrich	3			
Karolína Jandová	4							
Anne Bollrich	5	Anne Bollrich	5					
Jennifer Helm	3							
Katharina Benn	4	Katharina Benn	4	Katharina Benn	4			Katharina Benn
Ema Blazková	2							
Frida Elmdahl	3	Martina Danner	2					
Martina Danner	4							
Sara Karlsson	4	Sara Karlsson	3			Katharina Benn	6	
Lucie Pavelková	3							
Annika Dellmann	6	Annika Dellmann	4	Annika Dellmann	2			
Marielle Svensson	3							
						3:rd - 4:th		3:rd
						Vanessa Peuker	5	Vanessa Peuker
						Annika Dellmann	4	

Junior Female

Rank	Start no	Name	Country	R1	Average	Diff	Tot
1	201	Vanessa Peuker	GER	18	79,2	0	396
2	209	Katharina Benn	GER	18	82,8	0	414
3	215	Annika Dellmann	GER	18	85,2	0	426
4	207	Anne Bollrich	GER	18	86,4	0	432
5	206	Karolína Jandová	CZE	18	74,0	0	222
6	213	Sara Karlsson	SWE	18	76,0	0	228
7	212	Martina Danner	AUT	18	78,0	0	234
8	204	Lina Liljegren	SWE	18	78,0	0	234
9	211	Frida Elmdahl	SWE	18	63,0	0	126
9	202	Polina Mogilevskaya	RUS	18	63,0	0	126
9	205	Lara Jehle	AUT	18	63,0	0	126
9	214	Lucie Pavelková	CZE	18	63,0	0	126
9	203	Melanie Schwarz	AUT	18	63,0	0	126
9	208	Jennifer Helm	AUT	18	63,0	0	126
9	216	Marielle Svensson	SWE	18	63,0	0	126
16	210	Ema Blazková	CZE	18	66,0	0	132

Taglio - 16 players continues after round 1

[Junior Male](#) | [Junior Female](#) | [Matches](#) | [Most aces in a row](#)

This tournament is administrated by [Bangolf Arena](#) version 0.9.46